

# Note...

**Check your prescription and mark the corresponding box for right eye  R and left eye  L**

**Remember the date of first insertion to replace the lens after 30 days.**

**Respect the expiry date written on each blister side.**

**If you need more information, contact your eye care specialist.**

Eye care specialist address :

*Queque Chose en Plus - Photos : ©PhotoAto/Eric Audras, © DigitalVision, ©Hanny Cortin - IVE 016110477*

# Try the new Menicon soft contact lenses

- ✓ Easy going... for new wearers
- ✓ End of day comfort
- ✓ Monthly replacement

Wear  
**Menisoft™**  
 contact lenses



Manufacturer :

For all information :

**Menicon Co., Ltd.**

**Menicon UK Ltd.**

**Menicon Europe  
 Menicon France**

**Menicon GmbH**

**Menicon Espana**

21-19 Aoi 3 chome Naka-Ku,  
 Nagoya 460-0006 JAPAN  
 TEL : +81 (0) 52-937-5021  
 FAX : +81(0) 52-935-1121

Westec Level 7 ,West Gate  
 Ealing London W 5 1YY  
 TEL : 44 (0) 20 8799 0390 /0391  
 FAX : 44 (0) 20 8799 0392  
 customerservice@menicon.co.uk  
 www.menicon.com

104 rue Martre  
 92583 Clichy Cedex - FRANCE  
 TEL : +33 (0)1 41 40 19 19  
 FAX : +33 (0)1 41 40 19 20  
 servicesclients@menicon-france.fr  
 www.menicon-europe.com

Odenwaldring 44  
 63069 Offenbach - GERMANY  
 TEL : +49 (0) 69 84000810  
 FAX : +49 (0) 69 84000819  
 auftragssnahme@menicon.de  
 www.menicon.de

Mallorca 277  
 08037 Barcelona - SPAIN  
 TEL : +34 (0) 93 272 13 69  
 FAX : +34 (0) 93 272 13 71  
 menicon@wanadoo.es

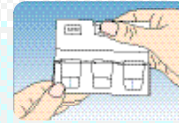


# Focusing on all day comfort... and easy handling

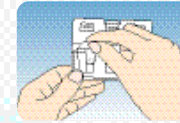
Discover the well known qualities of the Menisoft 72 % material :  
Its wetting properties and high but constant water content give excellent comfort even at the end of the day.  
The thin aspheric design tends to match the shape of the cornea resulting in optimum comfort from the beginning.



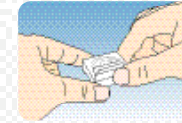
Menisoft contact lenses are packed in easy to handle blisters (3 lens packaging)



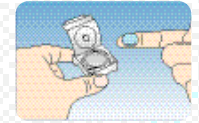
Locate the opening flap and pull up to break the seal



Remove the lens container



Peel back lid



Remove the lens from the container

You see the aqua green visibility tint and the stable shape of Menisoft !

## Safety first !

Menisoft lenses are recommended on daily wear only for visual correction and on a monthly replacement schedule.

Do not sleep with your lenses.

The lenses should be cleaned and disinfected with a multipurpose solution or a peroxide system.

Always respect the replacement schedule after 30 days wear.

Follow your contact lens practitioner recommendations in terms of wearing time and care product regimen.

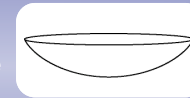
Always read the Menisoft instruction notice.

Plan checking visits with your eye care specialist.

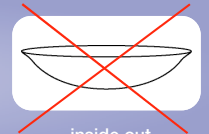


### Tips :

- Always begin with the same eye
- Check if the lens is inside out :




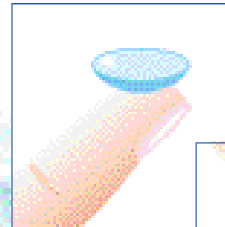
correct side



inside out

## Easy to insert

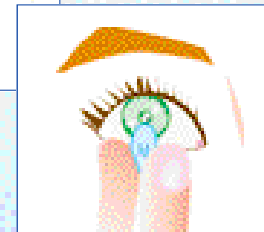
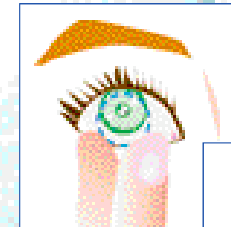
Place the right contact lens on the right index finger



Lift your upper eyelid with the middle finger of your left hand and lower the bottom eyelid with the middle finger of your right hand

## and to remove

Slide it down to the white part of the eye



Gently pinch the contact lens between the thumb and index finger : it will lift out easily.