



FITTING GUIDE FOR PRESBYOPES



Simultaneous vision

Alternating vision

Menicon Z Progressive as first lens choice

PC users +++
Intermediate vision
F_V: +25.00 to -25.00 in 0.25 D
Add +1.00 to +3.00 in 0.5 D

Why you should prescribe GP multifocal lenses:
Quality of vision at any distance
Long term safety
Astigmatism correction
Tear film exchange...

Improved vision performance (night vision)
F_V: +5.00 to -25.00 D in 0.25 D
Add +1.00 to +3.00 in 0.5 D
Corneal Astigmatism ≤ 2.00 D
Induced Astigmatism < 1.00 D

Corneal Astigmatism ≤ 2.00 D
Induced Astigmatism < 1.00 D

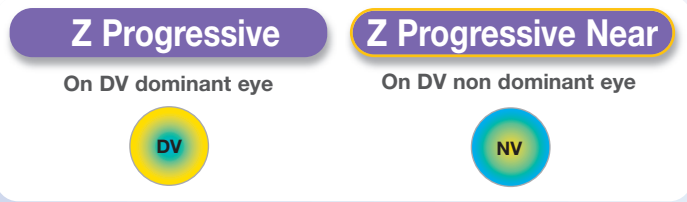
Z Progressive

Insufficient Near Vision :
• Centred lens

• Decentred lens

Z Executive

Z Comfort Progressive (available in BTC and BT) to improve comfort, centration, 3 and 9 o'clock staining.



• Near vision improvement (small pupils) → Z Progressive Plus
For both eyes

Corneal Astigmatism ≥ 2.25 D
Induced Astigmatism < 1.00 D

Z Progressive BTC

Insufficient Near Vision (small pupils) → Z Progressive + BTC

Corneal Astigmatism ≥ 2.25 D
Induced Astigmatism > 1.00 D

Z Progressive BT

Insufficient Near Vision (small pupils) → Z Progressive + BT

Early presbyopes
Continuous wear (up to 30 days)
F_V: +5.00 to -13.00 D
Add +1.00 to +2.50 in 0.5 D
Corneal Astigmatism ≤ 2.00 D
Induced Astigmatism < 1.00 D
Menifocal Z



DV: Distance Vision - NV: Near Vision



Menicon contact lenses in Z Material

MULTIFOCAL LENS DESIGNS FOR PRESBYOPES

Design

Fitting rules

Parameter range

Simultaneous vision

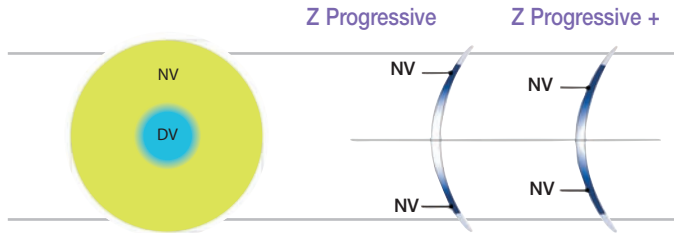
PROGRESSIVE LENSES

Central DV

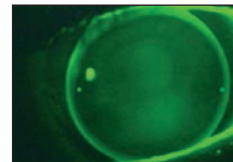
- Z Progressive***
In case of NV problem
Z Progressive +
- Z Progressive BTC***
Available in Z Progressive + BTC
- Z Progressive BT***
Available in Z Progressive + BT

Central NV

- Z Progressive Near**

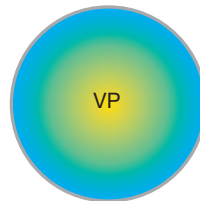


Back surface toric design



Two dot marks on the Menicon Z BTC and Menicon Z BT lenses indicates the flattest meridian axis (not necessarily placed on the horizontal meridian).

Bitoric design



$K - K' < 0.20 \text{ mm} \rightarrow BC = K + 0.05 \text{ mm}$ $0.20 \leq K - K' \leq 0.40 \text{ mm} \rightarrow BC = K$ $\varnothing_T : 9.60 \text{ mm}$	$BC = K + 0.05 \text{ mm}$ $BC = K$	$\varnothing_T : 9.10 / 9.60 / 10.10 \text{ mm}$ $F_V' : -25.00 \text{ to } +25.00 \text{ D in } 0.25 \text{ D}$ $BC : 6.50 \text{ to } 9.00 \text{ mm in } 0.05 \text{ mm}$ $Add : +1.00 \text{ to } +3.00 \text{ D in } 0.50 \text{ D}$
$BC \text{ flat} = K$ $BC \text{ steep} = K'$	Add : <i>spectacle addition</i> <i>(do not over correct)</i>	$\varnothing_T : 9.10 / 9.60 / 10.10 \text{ mm}$ $F_V' : -25.00 \text{ to } +25.00 \text{ D in } 0.25 \text{ D}$ $BC : 7.00 \text{ to } 9.00 \text{ mm in } 0.05 \text{ mm}$ $\text{Posterior toricity} : 0.20 \text{ to } 1.50 \text{ mm in } 0.05 \text{ mm}$ $Add : +1.00 \text{ to } +3.00 \text{ D in } 0.50 \text{ D}$
$BC \text{ flat} = K$ $BC \text{ steep} = K' + 0.15 \text{ mm}$		$\varnothing_T : 9.10 / 9.60 / 10.10 \text{ mm}$ $F_V' : -25.00 \text{ to } +25.00 \text{ D in } 0.25 \text{ D}$ $BC : 7.00 \text{ to } 9.00 \text{ mm in } 0.05 \text{ mm}$ $\text{Posterior toricity} : 0.20 \text{ to } 1.50 \text{ mm in } 0.05 \text{ mm}$ $\text{Front toric} : -0.50 \text{ to } -2.00 \text{ D}$ $\text{Axis} : 0^\circ \text{ to } 180^\circ \text{ in } 1^\circ \text{ steps}$ $Add : +1.00 \text{ to } +3.00 \text{ D in } 0.50 \text{ D}$

* Z Comfort range and parameters : see technical sheet.

$K - K' < 0.20 \text{ mm} \rightarrow BC = K + 0.05 \text{ mm}$ $0.20 \leq K - K' \leq 0.40 \text{ mm} \rightarrow BC = K$ $\varnothing_T : 9.60 \text{ mm}$	$BC = K + 0.05 \text{ mm}$ $BC = K$	$\varnothing_T : 9.10 / 9.60 / 10.10 \text{ mm}$ $F_V' : -25.00 \text{ to } +25.00 \text{ D in } 0.25 \text{ D}$ $BC : 6.50 \text{ to } 9.00 \text{ mm in } 0.05 \text{ mm}$ $Add : +1.00 \text{ to } +3.00 \text{ D in } 0.50 \text{ D}$
<i>Menicon Z Progressive: on dominant eye.</i> <i>Menicon Z Progressive Near: on non dominant eye.</i>		

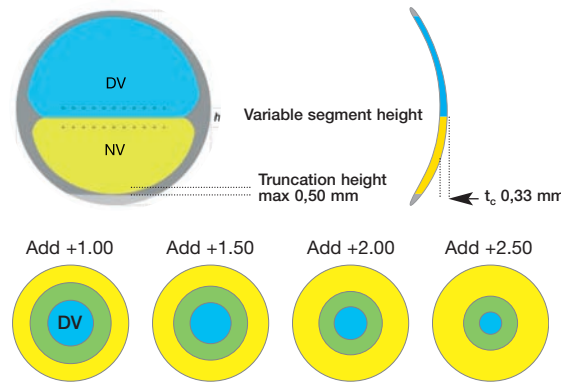
Alternating vision

BIFOCAL SEGMENTED

- Z Executive**

CONCENTRIC BIFOCAL

- Menifocal Z**



Different optical zones depending on addition

$K - K' < 0.20 \text{ mm} \rightarrow BC = K + 0.05 \text{ mm}$ $0.20 \leq K - K' \leq 0.40 \text{ mm} \rightarrow BC = K$ $\varnothing_T : 9.60 \text{ mm}$	$BC = K + 0.05 \text{ mm}$ $BC = K$	$\varnothing_T : 9.10 / 9.60 / 10.10 \text{ mm}$ $F_V' : -25.00 \text{ to } +5.00 \text{ D in } 0.25 \text{ D}$ $BC : 6.50 \text{ to } 9.00 \text{ mm in } 0.05 \text{ mm}$ $Add : +1.00 \text{ to } +3.00 \text{ D in } 0.50 \text{ D}$ $\text{Prism} : 1.00 \text{ to } 2.50 \Delta$ $\text{Segment height} : +0,50 / \text{std} / -0,50 \text{ mm}$ $\text{Truncation height} : 0.10 \text{ to } 0.50 \text{ in } 0.10 \text{ mm}$
$K - K' < 0.20 \text{ mm}$ $0.20 \leq K - K' \leq 0.40 \text{ mm}$ $\varnothing_T : 9.80 \text{ mm}$	$BC = K + 0.05 \text{ mm}$ $MC = K$	$\varnothing_T : 9.80 / 9.60 \text{ mm}$ $F_V' : +5.00 \text{ to } -13.00 \text{ D in } 0.25 \text{ D}$ $BC : 7.00 \text{ to } 9.00 \text{ mm in } 0.10 \text{ mm}$ $Add : +1.00 \text{ to } +2.50 \text{ D in } 0.50 \text{ D}$

Lens care: **MeniCare Plus** for daily care / **Progent** once a week

ME 024/3 2011-04